



THE PLACE TO ELEVATE YOUR
CREATIVE PRODUCTIONS.



LOCKHOUSE
STUDIOS

PRODUCER GUIDE



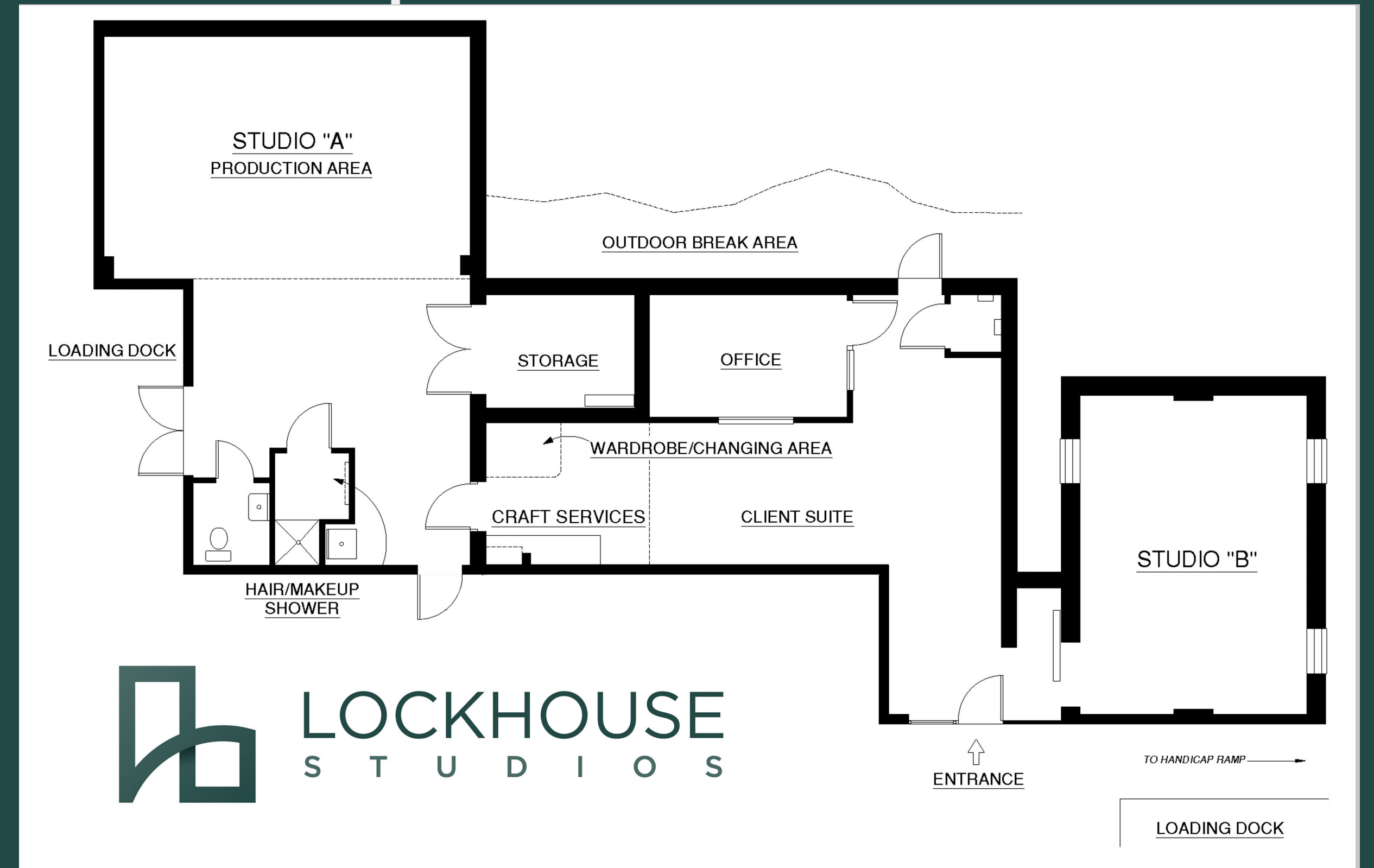
SPACE TO SUPPORT YOUR CRAFT.

Lockhouse Studios is a state of the art film, video, and photography production rental space conveniently located in downtown Frederick, Maryland. We provide area production companies, photographers, agencies, and businesses with a cyc wall studio space to elevate their photography and video productions. Studio A features a 25ft wide, 2 pocket (2 corners), pre-lit cyc wall, high ceilings, an industry standard light grid at 15', hair/make up room, dressing room, and comfortable client viewing area. Lockhouse Studios is optimized to be a space that allows creative minds to work together. With accessibility as a main goal, our competitive pricing, prime location, general layout, and extensive studio experience allow us to make sure our clients' time in the studio is well spent. We work with our rental clients starting in pre-pro to assure the best experience while providing them with the tools they need to make their project a reality. Our partnerships with local lighting and camera rental houses allow us to source any gear you may need during your production in addition to being a local production resource hub for other needs such as crew staffing and catering. We strive to provide an environment that promotes efficiency, innovation, and collaboration for the creative community of Frederick and the surrounding area.



STUDIO LAYOUT

See the official floorplan of Lockhouse Studios for a detailed look at the layout and position of our spaces and amenities.





STUDIO A

Studio A is our large production CYC wall studio. It is loaded with features to make your production a success. Lets dive into the features that make it the place to channel your creative production.



CYC WALL

Studio A is equipped with a CYC Wall measuring 15' X 25' X 10'. The CYC wall comes painted white, however, we can arrange for the wall to be painted Chroma Green or any other color for an additional fee.



LIGHT GRID

The Light Grid in Studio A is built at an industry standard height of 15'. The four Litepanels Gemini 2X1 Panels are included in every Studio A Rental to pre-light the CYC Wall. We also have the option to bring the panels down to use on stands.





PRODUCTION POWER

Studio A is equipped with 320 Amps of electricity dedicated to your production needs. With eight (8) total receptical boxes, four (4) at ground level and four (4) mounted above the lighting grid, each containing two (2) 20 Amp Circuits, you'll be sure to have enough electricity to power your production.

WIRELESS CONTROL

The Litepanels Gemini 2x1 Panels located on the Light Grid are controlled by our wireless interface using the Luminair App. We also have the ability to add any other DMX controlled light fixtures to our system for full wireless output and color control.





HAIR/MAKE UP

A dedicated Hair/Make Up Room is located just inside Studio A. This makes it a perfect place for your HMU Artist to be stationed. They'll have their own space to work as well as being close to set for last looks!



WARDROBE CHANGE

Our Wardrobe Changing area is located just outside of Studio A and is readily accessible to on-camera talent when they are up for a wardrobe change. There is also space for a rolling wardrobe rack right next to the changing booth for staging wardrobe changes.





CRAFT SERVICES

Our Craft Services Station is the perfect place to keep your crew and clients fed, hydrated, and caffeinated, if needed. It features a hot/cold water dispenser, mini-fridge, microwave, coffee maker, and a whole lot of counter top real estate. This area is also a great place to serve lunch. Give us a heads up before your studio rental and we'll have fresh, hot, locally roasted coffee brewed when you arrive.

CLIENT LOUNGE

The Client Lounge is a place to make your clients, the agency you are working with, and/or your colleagues comfortable and productive, yet still able to follow what is being produced in the studio production area. It is conveniently located next to the Craft Services Station.





CONNECTIVITY

By simply sending a video feed through the HD-SDI/BNC port in the wall of Studio A (port located next to equipment storage room), your clients, agency, and other visitors who may not be a part of the technical production process may view what is being shot in the studio from the Client Lounge. We have all cables and adapters needed to send video from cameras and equipment with HDMI and HD-SDI output.

Do you have a party that needs to view the video feed remotely? Plug an Ethernet cable into the Ethernet Port directly under the HD-SDI port for a secure, 1G connection.



STUDIO B

Studio B is our smaller studio, with more character. It measures 16' X 22' and has plenty of textures to work with. It can be your Art Department's workshop, a portrait studio, a space for a small product shoot, and anything else you can dream up!



PATRICK STREET
INTERIORS

PAINT INTERIOR DESIGN & HOME DECOR

LOCKHOUSE
STUDIOS
The Place to Elevate Your Creative Productions
www.LockhouseStudios.com
NOW OPEN

EASY LOGISTICS

With two loading docks, one at the main entrance, and another in the back that opens directly into Studio A, the Load-In process is incredibly simple and easy. Unload all of your gear, products, and heavy stuff without the hassle of figuring out where the elevator is.



PARKING IS NOT AN ISSUE

Parking Deck

Parking for your crew, clients, talent, and other personell is easily taken care of. We have 3 dedicated parking spots in our main lot, space for about 5 cars/trucks in our private alley, and are surrounded by tons of street parking. If all else fails, a large parking deck is located just across the intersection from the studio.

All street parking has to be re-upped every 2 hours. Your Studio Technician can help keep track of your two hours, however, using the Parking Deck on the other side of the intersection is the best way to park extra vehicles hassle-free. We can also provide you with pre-paid parking tickets to hand out to your crew.

MAP KEY

Lockhouse Studios

Parking Included in Studio Rental

Additional Nearby Parking

E. All Saints St.

S. Carroll St.



LOCAL MEALS



PERFECT BLEND CAFE

Breakfast and Lunch all day. Huge variety of menu items from sandwiches, coffee, tea, smoothies, flatbreads, wraps, and more. Great value and short walk or drive from studio. [Order Online.](#)



MARKET ON MARKET

Fresh salads, sandwiches, wraps and soups. Well known for their pastrami sandwich. Vegan, vegetarian, and gluten free friendly. Short walk or drive from studio. [Order Online.](#)



THE ORCHARD

A scratch-made kitchen with super fresh ingredients. Caters well to vegan, vegetarian, and gluten free. Menu includes stir-fry bowls, salads, sandwiches, and more. Short walk or drive from studio. [Order Online.](#)



BOOKING PROCESS

01 CALL

Give us a call to discuss your project. Give us a good overview about your production (day, time, length of rental, etc.) but also, give us the goals of your project and your time in the studio. It allows us to have the studio in it's most optimized form for your project when you arrive, and let's us be as helpful as possible on the day of your rental.

This is also a great time to ask us for any other resources you may need during your shoot, whether it be equipment, staff/crew, or other. Let us help!

02 CONFIRM

After you've decided on a date and time for your project, it is time to officially book your time in the studio.

You will receive an invoice for your deposit that is required to book the studio. You may pay the invoice via Credit Card, ACH Transfer, or by dropping off a check to the studio in person.

You will also received a Studio Usage Contract and Guidelines. You will need to sign the Studio Usage Contract on behalf of your company as well as provide a Certificate of Insurance for your usage of Lockhouse Studios.

After payment for your deposit invoice is received, your Studio Usage Contract is signed, and we've recieved your COI, you will receive a confirmation email stating the time and date of your rental reservation.

03 SHOOT

The balance of your rental cost is due before your rental period starts. After we have received the balance of your total rental invoice, you are good to go and proceed with your studio rental.

We will always have a studio technician there to support you with studio-specific needs. Have a great shoot!

04 SHARE

After your shoot, we know you have a lot to think about going into the post-production process. If and when you are able to share your project publicly, please use the hashtag #shotatlockhouse on social media, and be sure to tag us so we can share.

Also, we love Google Reviews. They are super helpful to future potential studio customers. Please search "Lockhouse Studios" on Google and click "Write a Review" to let us know how we did!